



Retail Website

# User Manual!

[www.retail.ikioledlighting.com](http://www.retail.ikioledlighting.com)



# Overview

This user guide provides a comprehensive walkthrough of the IKIO's retail website, detailing each section.

It serves as a handy reference for navigating the site, understanding our offerings, and gaining access to different features and data.

**Navigating the IKIO retail website is made easy with distinct sections:**

- 1 Home
- 2 About Us
- 3 Products
- 4 Stay Connected
- 5 Resources
- 6 Search
- 7 Explore More (Hamburger)

The screenshot displays the IKIO retail website interface. At the top, the navigation bar includes the IKIO logo and seven menu items: Home, About Us, Products, Stay Connected, Resources, Search, and a Hamburger menu. Below the navigation bar is a large hero section for 'Rimin Projector Lights'. The hero section features a dark background with a close-up of a projector light fixture. Text in the hero section includes 'Rimin Projector Lights', a sub-headline 'Choose our powerful projector lights to grab your customers' attention and make a bright, intriguing statement in your store', and a 'VIEW PRODUCT' button. To the right of the light fixture, there are three callout boxes: 'Die-cast aluminum housing for optimal cooling', 'Multiple CCT options: 2700 K to 5000 K', and 'Varied shapes offered: Narrow to wide & round to square'. Below the hero section is a section titled 'KNOW IKIO BETTER' with the headline 'Simplifying Your Store's Transformation With End-to-End Lighting Solutions'. The main body text describes IKIO's custom LED lighting solutions for retail environments. At the bottom, the phrase 'REDEFINING RETAIL' is written in large, bold, light-colored letters. Below this, a paragraph states: 'With 30+ years of experience in the industry, we have the know-how and resources to deliver solutions that help maximize the return on your investment. Our streamlined process allows businesses to drive a differentiated store experience at the lowest cost, generating multiple value points across the consumer experience.'

# 1 Home Page

Continued



On “**Home**” page, you can explore IKIO’s end-to-end lighting solutions, uncovering the distinctive elements that set us apart.

Every facet of our solutions, from Product Offerings to Project Assistance and more, is detailed on this page.

Know IKIO Better

A-Z Lighting Solutions

Our Product Offerings

Testimonials

Newsletter

Quick Action Buttons

Live Chat

Scrolling down the page will take you to the detailed information of each section.

Visit the Page



The screenshot shows the IKIO website's home page. At the top, there is a navigation menu with 'Home', 'About Us', and 'Products'. A green box with the number '1' is placed above the 'Home' link. To the right of the navigation are links for 'Stay Connected', 'Resources', a search icon, and a hamburger menu icon. The main content area features a large hero image of a 'Rimin Projector Light' in a retail environment. Text on the hero image includes 'Rimin Projector Lights', a short description, and a 'VIEW PRODUCT' button. To the right of the light, there are three callout boxes highlighting features: 'Die-cast aluminum housing for optimal cooling', 'Multiple CCT options: 2700 K to 5000 K', and 'Varied shapes offered: Narrow to wide & round to square'. Below the hero image is a section titled 'KNOW IKIO BETTER' with the headline 'Simplifying Your Store's Transformation With End-to-End Lighting Solutions' and the sub-headline 'REDEFINING RETAIL'. The bottom of the page contains a paragraph about IKIO's 30+ years of experience and a list of value points.

# 1 Home Page

Continued



## 1 Know IKIO Better

2 A-Z Lighting Solutions

3 Our Product Offerings

4 Testimonials

5 Newsletter

6 Quick Action Buttons

7 Live Chat

In the **"Know IKIO Better"** section, you'll find a comprehensive overview of our strengths, capabilities, and innovative solutions. Discover what IKIO is all about and how we empower businesses and create great brand experiences for people.

This is the first section on the page, just after the banner image.

The screenshot shows the IKIO website home page. At the top, there is a navigation bar with the IKIO logo (LED LIGHTING) on the left, a 'Home' button highlighted with a green box and a '1' callout, and 'About Us' and 'Products' menus. On the right side of the navigation bar, there are links for 'Stay Connected', 'Resources', a search icon, and a hamburger menu icon. The main content area features a large banner image of a Rimin Projector Light in a store setting. The banner text includes 'Rimin Projector Lights', a short description, and a 'VIEW PRODUCT' button. To the right of the light, there are three callout boxes: 'Die-cast aluminum housing for optimal cooling', 'Multiple CCT options: 2700 K to 5000 K', and 'Varied shapes offered: Narrow to wide & round to square'. Below the banner, there is a 'KNOW IKIO BETTER' section with a green underline, followed by the headline 'Simplifying Your Store's Transformation With End-to-End Lighting Solutions' and a sub-headline 'REDEFINING RETAIL'. Below this, there is a paragraph of text about IKIO's services. At the bottom, there is a large 'REDEFINING RETAIL' heading and a final paragraph of text.

# 1 Home Page


Continued 

- 1 Know IKIO Better
- 2 A-Z Lighting Solutions
- 3 Our Product Offerings
- 4 Testimonials
- 5 Newsletter
- 6 Quick Action Buttons
- 7 Live Chat

Once you scroll down a bit further, you'll then see these two sections.

The "**A-Z Lighting Solutions**" section outlines our unique selling points (USPs) and the complete range of services we offer alongside our products. This will give you a good idea of how we are able to deliver turn-key solutions for projects.

Following that, you'll find the "**Our Product Offerings**" section, giving you a glimpse into our latest retail products.



The screenshot shows the IKIO website home page. At the top left is the IKIO logo. The navigation menu includes 'Home', 'About Us', and 'Products'. On the right, there are links for 'Stay Connected', 'Resources', a search icon, and a hamburger menu icon. A hero section features four columns of text with a central callout box labeled '2' containing the text 'A-Z LIGHTING SOLUTIONS'. Below this is a section titled 'What Makes Us Distinctively Different?' with a paragraph of text. Underneath is a row of six service icons: Energy Audits, Lighting Layouts, Design-Build Assistance, Product Fabrication, Logistics & Rollout, and Post-project Support. A second callout box labeled '3' contains the text 'OUR PRODUCT OFFERINGS' and 'Innovative Luminaires Designed To Adapt Your Evolving Retail Spaces', followed by another paragraph of text.

# 1 Home Page

Continued



- 1 Know IKIO Better
- 2 A-Z Lighting Solutions
- 3 Our Product Offerings
- 4 Testimonials
- 5 Newsletter
- 6 Quick Action Buttons
- 7 Live Chat

Curious about our credibility as a trusted lighting partner? Our **"Testimonials"** section, filled with rave reviews from satisfied clients, is proof of it!

Just after that, you'll find the **"Newsletter"** section. You can subscribe to our monthly newsletter by simply providing your email information.

The screenshot shows the IKIO website home page. At the top, the navigation bar includes the IKIO logo, a 'Home' button (callout 1), 'About Us', and 'Products'. On the right, there are links for 'Stay Connected', 'Resources', a search icon, and a menu icon. Below the navigation is a large hero image of a retail store interior. A 'TESTIMONIALS' section (callout 4) follows, titled 'Our Satisfied Customers!' and featuring four customer reviews with star ratings. Below this is a 'NEWSLETTER' section (callout 5) titled 'Stay Illuminated!' with a sign-up form and a 'Subscribe' button. At the bottom, a footer area reads 'Your Retail Ally: Support Corner'.

# 1 Home Page

Continued



- 1 Know IKIO Better
- 2 A-Z Lighting Solutions
- 3 Our Product Offerings
- 4 Testimonials
- 5 Newsletter
- 6 Quick Action Buttons**
- 7 Live Chat

Discover the power of convenience with our **"Quick Action Buttons"**. You can request services, share our website on social media, or drop us a query by simply clicking on the respective icons.

Find the icons in the right side of the page and hover your cursor over them to better understand the functions.

The screenshot shows the IKIO website's home page. At the top left is the IKIO LED LIGHTING logo. To its right is a navigation menu with 'Home' (highlighted with a green box and '1'), 'About Us', and 'Products'. Further right are links for 'Stay Connected', 'Resources', a search icon, and a hamburger menu icon. Below the navigation is a large hero image showing a retail store interior. Underneath the hero image is a 'TESTIMONIALS' section titled 'Our Satisfied Customers!' with the text: 'Over the years, we have made clients happy with our holistic and industry-forward retail lighting solutions. Look what they have to say about us!'. There are four testimonial cards, each with a customer profile icon, a star rating, and a quote. Below the testimonials is a 'NEWSLETTER' section titled 'Stay Illuminated!' with the text: 'Sign Up Now for Exclusive Retail Lighting Insights'. At the bottom of the newsletter section is a form with 'Type your e-mail...' and a 'Subscribe' button with a right arrow. On the right side of the page, there is a vertical sidebar of five dark grey buttons with white icons: a person icon, a share icon, a document icon, and a plus icon.

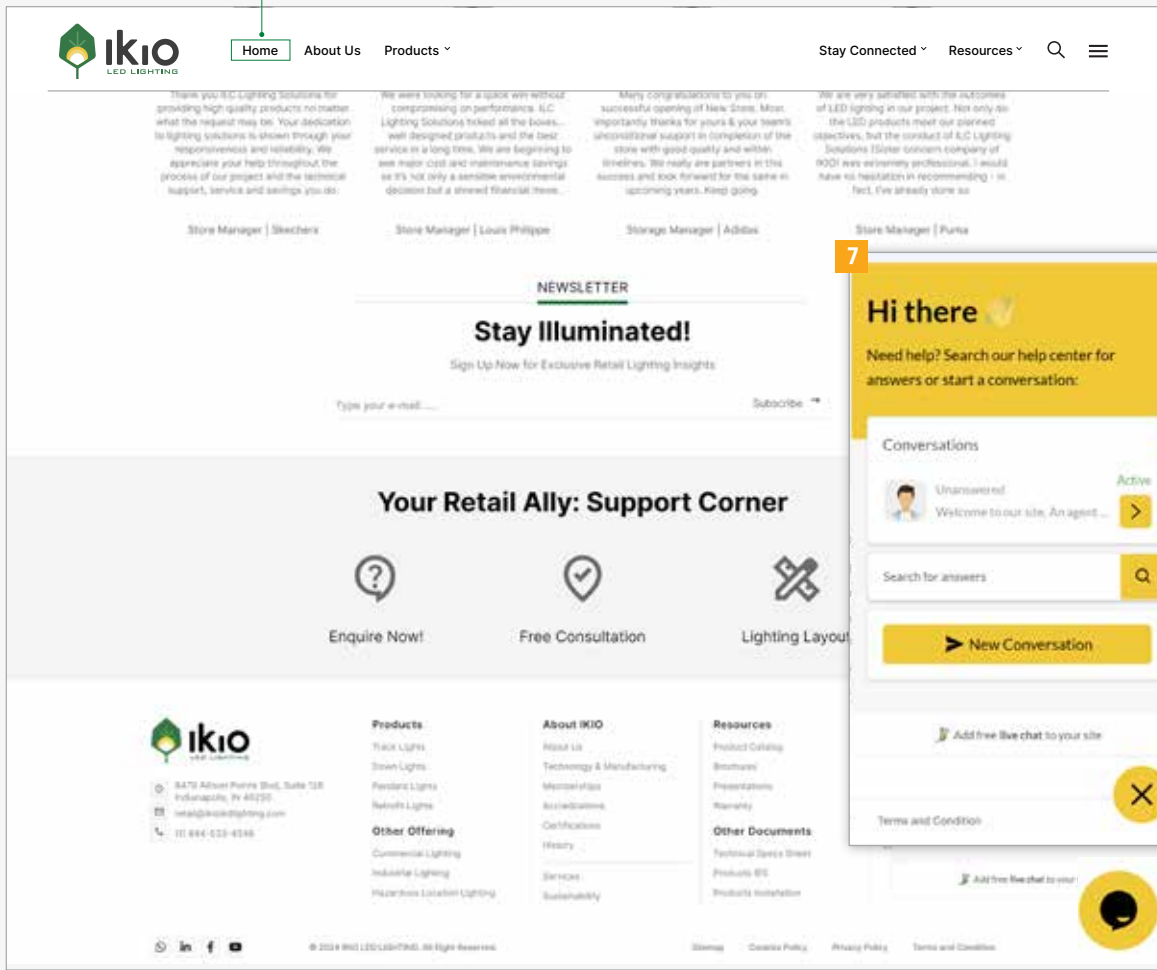
# 1 Home Page

Continued 

- 1 Know IKIO Better
- 2 A-Z Lighting Solutions
- 3 Our Product Offerings
- 4 Testimonials
- 5 Newsletter
- 6 Quick Action Buttons
- 7 Live Chat

Need help navigating our website or have a quick question about IKIO products? Our **"Live Chat"** feature is available 24/7, connecting you directly with our knowledgeable support team.

Simply click the chat icon at the bottom right, enter your details, and start a conversation. We are always ready to assist you!



The screenshot shows the IKIO website home page. At the top left is the IKIO LED LIGHTING logo. The navigation menu includes 'Home' (highlighted with a '1' in a green box), 'About Us', and 'Products'. On the right, there are links for 'Stay Connected', 'Resources', a search icon, and a hamburger menu icon. The main content area features three columns of testimonials, a 'NEWSLETTER' section with the headline 'Stay Illuminated!' and a 'Sign Up Now for Exclusive Retail Lighting Insights' call to action, and a 'Your Retail Ally: Support Corner' section with icons for 'Enquire Now!', 'Free Consultation', and 'Lighting Layout'. At the bottom, there is a footer with contact information, product categories, and a live chat icon (highlighted with a '7' in a yellow box). A live chat overlay is visible on the right side, showing a 'Hi there' greeting, a search bar for help center answers, a 'New Conversation' button, and a 'Terms and Condition' link.



# 1 Home Page

Continued



On the bottom left side of the page, you will find our social media links (look for their icons).

Use them to follow us on **social media** for the latest product updates, new launches, and exclusive offers!

We invite you to join the IKIO community on any of your favorite SM platforms.

The screenshot shows the IKIO website's home page. At the top left, the IKIO logo is displayed. The navigation menu includes 'Home', 'About Us', and 'Products'. On the right, there are links for 'Stay Connected', 'Resources', a search icon, and a hamburger menu icon. A 'NEWSLETTER' section titled 'Stay Illuminated!' invites users to sign up for exclusive retail lighting insights, featuring a text input field and a 'Subscribe' button. Below this is a 'Your Retail Ally: Support Corner' section with three icons: a question mark for 'Enquire Now!', a checkmark for 'Free Consultation', and a crossed wrench for 'Lighting Layout'. The footer contains contact information for IKIO (8470 Alkasser Parkway Blvd, Suite 128, Indianapolis, IN 46230), social media icons for LinkedIn, Facebook, and YouTube, and a list of links including 'Products', 'About IKIO', 'Resources', and 'Useful Links'. A copyright notice '© 2024 IKIO LED LIGHTING. All Rights Reserved.' is at the bottom center, and a 'Store Locator' icon is at the bottom right.



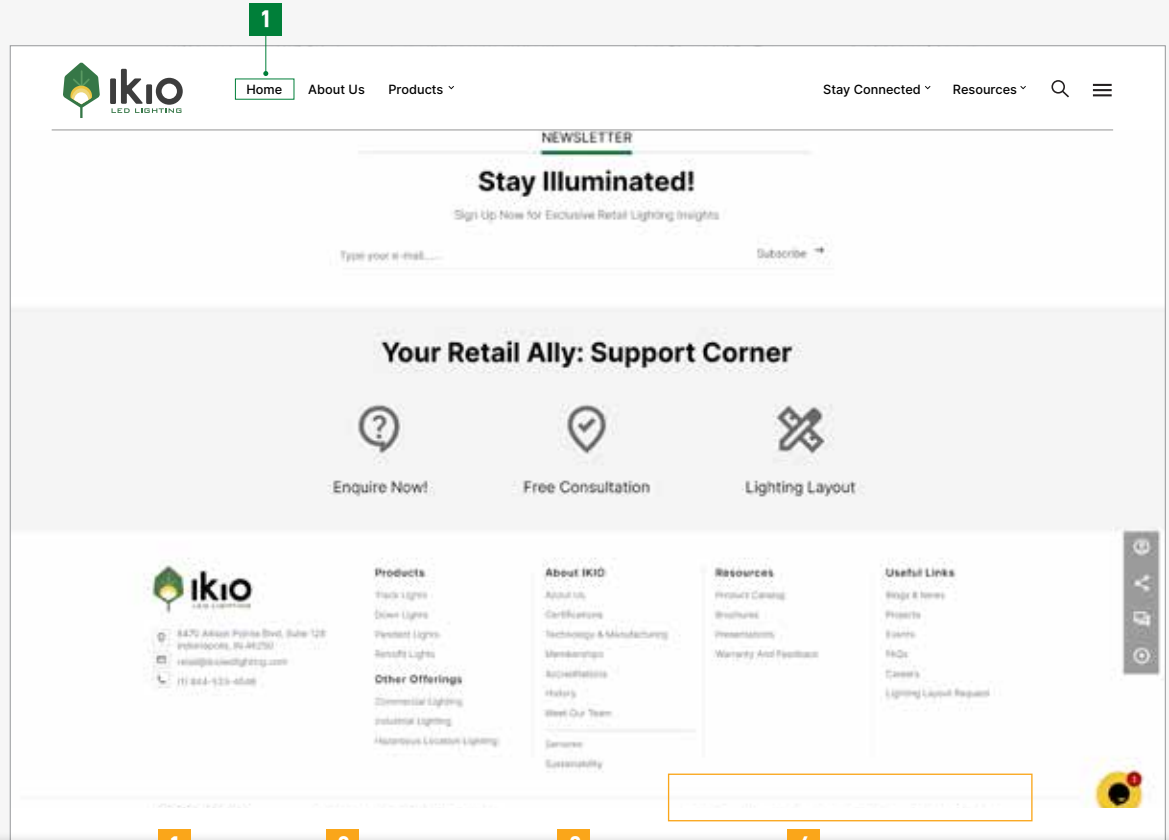
# 1 Home Page

At the very bottom of the page lies this section, which includes:

- 1 Sitemap
- 2 Cookies Policy
- 3 Privacy Policy
- 4 Terms and Conditions

Clicking on them will allow you to:

1. Navigate the website easily and find the pages you are looking for directly.
2. Learn about how we use cookies on our website to enhance your browsing experience.
3. Understand how we collect, use, and protect your personal information when you are on our website.
4. Review the Terms and Conditions of usage that govern your access to and use of our website.



1

Sitemap

2

Cookies Policy

3

Privacy Policy

4

Terms and Conditions

## 2 About IKIO

Learn about how IKIO got started, our values and vision, our partnerships with various reputable organizations, and who all are in our amazing team of lighting experts.

Find all this information and more by visiting the subpages on the "About Us" page, as visualized here.

- 1 About Us
- 2 Certifications
- 3 Technology And Manufacturing
- 4 Accreditations
- 5 History
- 6 Meet Our Team

You can access the subpages by clicking directly on the respective tabs in the submenu bar.

Explore and gain a deeper understanding of our company!

The screenshot displays the IKIO website's navigation and content. At the top, the IKIO logo is on the left, and navigation links for Home, About Us (highlighted with a green box and number 2), and Products are in the center. On the right, there are links for Stay Connected, Resources, a search icon, and a menu icon. Below the navigation is a horizontal submenu bar with six tabs: About Us (1), Certifications (2), Technology And Manufacturing (3), Accreditations (4), History (5), and Meet Our Team (6). The main content area features a large banner with the heading "ABOUT US" and the sub-heading "Your Tier-1 Manufacturer for Retail Lighting". Below this, there is a paragraph of text about IKIO's approach to retail lighting solutions, followed by a photograph of an IKIO store at night. At the bottom, there are three columns: Vision (to help reduce global energy consumption and take LED lighting to every establishment), Mission (to provide efficient, innovative, and high-quality LED lighting solutions), and Values (to drive operational excellence, serve clients with honesty, and promote environmental well-being).

Visit the Page



### 3 How to Find a Product?

Explore IKIO's products using two methods:

- **Product Category**
- **Product Finder**

#### Method 1: Product Category

You can browse the product eitherways

**By Clicking On:**

- 1(a) Individual Categories
- 1(b) All Products

#### Method 2: Product Finder

Here, you can find an SKU with specific specifications (such as CCT, finish, and such) by using our "Product Finder" feature.

Continued >>

The screenshot illustrates the IKIO website interface with three numbered steps:

- Step 1:** A white box highlights the navigation menu items: Track Lights →, Down Lights →, Pendant Lights →, Retrofit Lights →, and All Products →.
- Step 2:** A white box highlights the Product Finder feature, which includes the text "Product Finder →" and "Find Luminaires That Match Your Exact Technical Requirements".
- Step 3:** A white box highlights the "Products" dropdown menu in the top navigation bar.

Below the navigation menu, there is a "VIEW PRODUCT →" button and a section titled "KNOW IKIO BETTER" with the heading "Simplifying Your Store's Transformation With End-to-End Lighting Solutions". The main heading "REDEFINING RETAIL" is prominently displayed at the bottom.

## 3 How to Find a Product?

### Method 1: Product Category

#### 1(a) Via Individual Categories

In the first method, simply follow these 4 steps to find the right product.

#### Step - 1

Hover your cursor on the "Products" section and you will find different categories:

- 1 Track Lights
- 2 Down Lights
- 3 Pendant Lights
- 4 Retrofit Lights

Continued >>

The screenshot shows the IKIO website's navigation menu and product categories. The "Products" menu item is highlighted with a green box and a green arrow labeled "3". Below the navigation menu, there are four product categories: Track Lights (1), Down Lights (2), Pendant Lights (3), and Retrofit Lights (4). A "Product Finder" button is also visible on the right side of the navigation bar. The main content area below the navigation bar features a large image of a hand holding a light fixture, with a "VIEW PRODUCT" button and a "KNOW IKIO BETTER" section. The "KNOW IKIO BETTER" section has the heading "Simplifying Your Store's Transformation With End-to-End Lighting Solutions" and a sub-heading "REDEFINING RETAIL".

### 3 How to Find a Product?

#### Method 1: Product Category

#### 1(a) Via Individual Categories

#### Step - 2

After clicking on a subcategory (**Track Lights as given in the visual for reference**), you are further taken to a page with a customization option.

Herein, you can filter your search using voltage, CCT, and housing color, enabling you to find exactly what you need in a matter of seconds.

The screenshot displays the iK10 LED Lighting website interface. At the top, the navigation bar includes 'Home', 'About Us', and 'Products' (highlighted with a green box and the number 3). Below the navigation, a category selection area shows 'Track Lights' (highlighted with an orange box and the number 3) and other categories like 'Down Lights', 'Pendant Lights', 'Retrofit Lights', and 'All Product'. A 'Product Finder' button is also visible. The customization panel below allows filtering by Product Family, Voltage (100 - 277 V AC, 50-60 Hz), CCT (K) (2700K, 3000K, 3500K, 4000K, 5000K), Housing Color (Black, White), Power (7W - 30W), Lumen Output (54lm - 4200lm), and Light distribution (Spot, Medium, Flood, Wide flood). The results section shows 7 results, with four product cards visible: Aiem, Bolide, Optik, and Ork.

Product Name	Power	Lumen Output	CCT
Aiem	20W - 30W	1732lm - 3013lm	2700K - 5000K
Bolide	30W	2579lm - 3013lm	2700K - 4000K
Optik	15W - 30W	2100lm - 4200lm	2700K - 4000K
Ork	30W - 30W	2800lm - 4200lm	2700K - 4000K



# 3 How to Find a Product?

## Method 1: Product Category

### 1(a) Via Individual Categories

#### Step -3

After scrolling further down the page, you'll come across all the variants of that particular subcategory (Track Lights, as visualized here for reference), along with their basic details of range.

- Wattages
- Lumens
- CCT's

Based on these specifications, you'll be able to determine which product best fits your project requirements. The next step is to simply click on it!

Visit the Page










Continued >>

3

[Home](#) [About Us](#) [Products](#)

[Stay Connected](#) [Resources](#)

 <p><b>Alem</b></p> <p>Power: 20W - 30W Lumen Output: 1732lm - 3013lm CCT: 2700K - 5000K</p>	 <p><b>Bolide</b></p> <p>Power: 30W Lumen Output: 2379lm - 3013lm CCT: 2700K - 4000K</p>	 <p><b>Optik</b></p> <p>Power: 15W - 30W Lumen Output: 2100lm - 4200lm CCT: 2700K - 4000K</p>	 <p><b>Ork</b></p> <p>Power: 20W - 30W Lumen Output: 2800lm - 4200lm CCT: 2700K - 4000K</p>
 <p><b>Prime</b></p> <p>Power: 20W Lumen Output: 1732lm - 2034lm CCT: 2700K - 4000K</p>	 <p><b>Rimin</b></p> <p>Power: 20W - 30W Lumen Output: 1400lm - 2431lm CCT: 2700K - 4000K</p>	 <p><b>Trang</b></p> <p>Power: 7W - 38W Lumen Output: 541lm - 3813lm CCT: 2700K - 4000K</p>	

### 3 How to Find a Product?

#### Method 1: Product Category

#### 1(a) Via Individual Categories

#### Step - 4

- Once you click on the selected variant (Alem, as visualized here for reference) of the product subcategory (**Track Lights**), you'll be directed to a separate page containing information on all the SKUs of that selected variant.

**Note:** SKUs will vary based on their specifications (wattages, CCTs, Finish, etc.), allowing you to choose accordingly.

- Once you find a SKU that matches your project requirements, simply click on it to access more details.
- This will open a TDS page with all the information related to that SKU. Meaning, its dimensions, rating, finish, light distribution, etc.
- You will also find downloadable product information (IES File, Installation Instructions, Technical Data Sheet) on this page, which you can download and go through.

Continued

The screenshot illustrates the user journey on the ikio website. At the top, the navigation bar includes 'Home', 'About Us', and 'Products'. A green box labeled '3' highlights the 'Products' menu. Below, a grid of track light variants is shown: 'Alem', 'Bolide', 'Optik', and 'Ork'. A yellow box labeled '1' highlights the 'Alem' variant. A second yellow box labeled '2' highlights the 'Alem Track Lights' product page, which displays technical specifications for two SKUs:

SKU	Power	Beam Spread	CCT (K)	Voltage
IK-BALEMTL-20W-27K-BL-90C-15D	20W	1743.98m	2700K	100 - 277 V AC
IK-BALEMTL-20W-30K-BL-90C-15D	20W	1831.1m	3000K	100 - 277 V AC

Step 3 shows the 'Alem Track Lights' technical data sheet, which includes a table of SKUs and their specifications:

SKU	Power	Beam Spread	CCT (K)	Voltage
IK-BALEMTL-20W-27K-BL-90C-15D	20W	1743.98m	2700K	100 - 277 V AC
IK-BALEMTL-20W-30K-BL-90C-15D	20W	1831.1m	3000K	100 - 277 V AC

Step 4 highlights the 'Technical Data' section, which includes download links for 'IES File Link', 'Installation Instructions Link', and 'Technical Data Sheet'.



### 3 How to Find a Product?

#### Method 1: Product Category

#### 1(b) Via All Products

##### Step -1

You can directly access our entire product range by clicking the **"All Products"** tab. It's located between the "Retrofit Lights" and "Product Finder" sections under the "Products" tab (revealed by hovering).

Once clicked, a page with configuration functionality will open up. Here, you can select your preferred:

- Lighting Type/Types (**Track, Down, Pendant, Retrofit, or All**)
- Voltage
- CCT
- Power
- Lumen Output

Based on your selections, a list of luminaires fitting your lighting needs will appear. Scroll down to view all options and click on those you wish to see details of.

The screenshot illustrates the user interface for finding products. At the top, the 'Products' menu is highlighted with a green box and the number '3'. Below it, the 'All Products' tab is selected in a yellow box. The configuration interface includes:

- Navigation:** Track Lights, Down Lights, Pendant Lights, Retrofit Lights, and All Products (highlighted).
- Filters:**
  - Voltage: 100 - 277 V AC, 50-60 Hz; 120 V AC, 50-60 Hz
  - CCT (K): 2700K, 3000K, 3500K, 4000K, 5000K
  - Power: 7W - 55W
  - Lumen Output: 543lm - 8400lm
- Product Grid:**
  - Alem:** Power: 20W - 30W, Lumen Output: 1732lm - 3013lm
  - Bolide:** Power: 30W, Lumen Output: 2579lm - 3013lm
  - Flare:** Power: 12W - 40W, Lumen Output: 1080lm - 3600lm
  - Asparo:** Power: 12W - 50W, Lumen Output: 1442lm - 7000lm

Visit the Page



### 3 How to Find a Product?

#### Method 1: Product Category

#### 1(b) Via All Products

#### Step - 2

- Once you click on a variant (Alem, as visualized here for reference), you'll be directed to a separate page containing information on all the SKUs of that selected variant.

**Note:** SKUs will vary based on their specifications (wattages, CCTs, finish, etc.), allowing you to choose accordingly.

- Once you find a SKU that matches your project requirements, simply click on it to access more details.
- This will open a TDS page with all the information related to that SKU. Meaning, its dimensions, rating, finish, light distribution, etc.
- You will also find downloadable product information (**IES File, Installation Instructions, Technical Data Sheet**) on this page, which you can download and go through.

The screenshot illustrates the user journey on the ikio website. At the top, the navigation bar includes 'Home', 'About Us', and 'Products' (highlighted with a green box and number 3). Below, a grid of track light variants is shown: Alem, Bolide, Optik, and Ork. The 'Alem' variant is highlighted with an orange box and number 1. A second overlay shows the 'Alem Track Lights' product page, with a green box and number 2 highlighting the product name and a green box and number 3 highlighting the technical specifications table. A third overlay shows the 'Technical Data' section, with a green box and number 4 highlighting the download links for 'IES File Link', 'Installation Instructions Link', and 'Technical Data Sheet'.

**Products**

Home About Us Products

Stay Connected Resources

**1** Alem Bolide Optik Ork

**2** / Track Lights / Alem

**3** Alem Track Lights

**4** Technical Data

IES File Link Installation Instructions Link Technical Data Sheet

Power	Lumen Output	CCT (K)	Voltage
20W	1743.9lm	2700K	100 - 277 V AC
20W	1831.1lm	3000K	100 - 277 V AC

Light Output	Light Output
1732lm - 2034lm CCT (K) 2700K - 4000K	1400lm - 2431lm CCT (K) 2700K - 4000K

Light Output
541lm - 3813lm CCT (K) 2700K - 4000K

### 3 How to Find a Product?

Continued &gt;&gt;

#### Method 2: Product Finder

##### Step - 1

Our "**Product Finder**" feature helps you customize your search completely. It is located on the right side of the "All Products" section.

You can make a choice for every specification, experiencing ease in your search.

- Product Category
- Product Family
- Voltage
- Housing Color
- Mounting Type
- Power
- Lumen
- CCT
- Light Distribution

Once you have customized your search, you will be shown all the product options from our range that match your specifications, reducing the hassle of searching for multiple products.

See the visual for reference, where there are 4 product ranges for chosen specifications (White, Black, 4000, Medium).

The screenshot displays the IKIO Product Finder interface. At the top, the navigation bar includes 'Home', 'About Us', and 'Products' (highlighted with a green box and a '3' in a green square). The main content area is titled 'IKIO Product Finder' and includes a sub-header: 'Select the preferred features of your luminaires. You can plan IKIO tracks and the track light structures with our configurators.' The interface is divided into several filter sections:

- Product Range:** A dropdown menu for 'Select Category' is open, showing options: Track Lights (selected), Down Lights, Pendant Lights, and Recessed Lights.
- Construction:** Includes a 'Voltage' section with two dropdown menus: '100 - 277 VAC, 50-60 Hz' and '120 VAC, 50-60 Hz'.
- Design & Mounting:** Includes a 'Mounting Style' section with radio buttons for 'Wall' and 'Track' (selected), and a 'Mounting Type' section with a dropdown for 'Track Light Structure'.
- LED:** Includes a 'Power' slider set to '70 - 30W' and a 'Lumen Output' slider set to '3400 - 4100lm'.
- Light Color:** Includes a 'CCT' section with color swatches for 2700K, 3000K, 3500K, 4000K (selected), and 5000K.
- Light Distribution:** Includes a section with radio buttons for 'Spot', 'Medium' (selected), 'Flood', and 'Wide Area'.

Below the filters, there is a 'Track Lights' section with a right-pointing arrow. At the bottom, a summary bar shows 'White x Black x 4000 x Medium x' and 'Showing 4 Product ranges (18 Items)'. It also includes icons for list and grid views, and buttons for 'Show Filter' and 'Reset Filter'.

### 3 How to Find a Product?

#### Method 2: Product Finder

#### Step - 2

- 1 From the provided options, you can choose the product variant that best suits your specifications.
- 2 This will open a TDS page with all the information related to that SKU. Meaning, its dimensions, rating, finish, light distribution, etc.
- 3 You will also find downloadable product information (IES File, Installation Instructions, Technical Data Sheet) on this page, which you can download and go through.

Continued &gt;&gt;

The screenshot illustrates the product selection process on the iKio website. It shows a grid of 'Trang' track light products. A red box highlights one of the products, indicating the selection step. A pop-up window displays the 'Trang Track Lights' technical data sheet, including the product code (IK-BTRANGTL-7W-27K-90C-15D) and various specifications. The pop-up window also features download links for the IES File, Installation Instructions, and Technical Data Sheet. A red box highlights the 'Technical Data' section of the pop-up window.

**Technical Data**

Product Code	IK-BTRANGTL-7W-27K-90C-15D
Brand	IKIO
Light Output	633.38lm
Power	7W
Beam Angle	27°
Color Temperature	2700K
Dimmable	Yes
Light Distribution	Spot
IP Rating	IP20
Material	Aluminum, Glass
Finish	Black
Mounting Type	Track Mount
Adjustable	Yes
Weight	0.15kg
Dimensions (H x W x D)	100 x 50 x 50mm
Warranty	3 Years

Download Links:

- IES File Link
- Installation Instructions Link
- Technical Data Sheet

## 4 Stay Connected

Continued



Within the “Stay Connected” section, you'll discover **eight different tabs**:

- 1 Contact Us
- 2 Events
- 3 Careers
- 4 Blogs & News
- 5 Subscribe To The Newsletter
- 6 Lighting Layout Request

The screenshot shows the IKIO website header with a navigation menu. The 'Stay Connected' dropdown menu is open, displaying the following options:

- 1 Contact Us
- 2 Events
- 3 Careers
- 4 Blogs & News
- 5 Subscribe To The Newsletter
- 6 [Lighting Layout Request](#)

The background of the website shows a product page for 'Rimin Projector Lights' with a 'VIEW PRODUCT' button and a section titled 'Simplifying Your Store's Transformation End-to-End Lighting Solution'.


## 4 Stay Connected

Continued &gt;&gt;


- 1 Contact
- 2 Events
- 3 Careers
- 4 Blogs & News
- 5 Subscribe To The Newsletter
- 6 Lighting Layout Request

Whether you need a supplier for lighting products or just want to talk to our team regarding any queries, you can do so by simply filling out the form on the page.

[Visit the Page](#)



Home
About Us
Products
Stay Connected
Resources
Q
≡

/ Contact Us



### Contact IKIO LED Lighting For Tailored Illumination Solutions

Need expert advice on lighting solutions for your retail space? Contact IKIO LED Lighting today. Our team of experts is ready to assist you in finding the perfect illumination for your needs.

GET IN TOUCH WITH OUR TEAM!

### We are always here for you if you have questions or concerns

Name\*

Phone Number\*

Email address

Country\*

State\*

Your retail sector\*

What question can we answer for you today? \*

Message\*

First Name

SUBMIT

## 4 Stay Connected

Continued &gt;&gt;

- 1 Contact
- 2 **Events**
- 3 Careers
- 4 Blogs & News
- 5 Subscribe To The Newsletter
- 6 Lighting Layout Request

To learn more about IKIO's upcoming and past events, click on the **"Events"** section within the "Stay Connected" tab.

**Upcoming Events-** Stay tuned for details about our participation in the forthcoming events, including booth locations and dates.

**Past Events-** See all the events we have participated in the past.

[Visit the Page](#)


The screenshot shows the IKIO website's navigation menu with 'Stay Connected' selected. The main content area features a banner for 'We Are Going Places And You're Welcome To Join Us!' with a '2' callout. Below the banner are tabs for 'Upcoming Events' and 'Past Events'. The 'UPCOMING EVENTS' section is titled 'Don't Miss Out on Our Upcoming Events!' and lists two events: '71st NALMCO Annual Convention & Trade Show' and 'Annual R3 Conference and Innovation Expo 2024'. The 'PAST EVENTS' section is titled 'A Look Back at IKIO's Past Events' and lists 'ConnexFM 2024' and 'SPECS Show 2024'.

## 4 Stay Connected

Continued &gt;&gt;

- 1 Contact
- 2 Events
- 3 **Careers**
- 4 Blogs & News
- 5 Subscribe To The Newsletter
- 6 Lighting Layout Request

This section will help you learn more about IKIO's work culture. If you're interested in joining the team, navigate to the **"Careers"** section and complete the form with the desired role you wish to apply for.

[Visit the Page](#)


The screenshot shows the IKIO LED Lighting website's 'Careers' page. At the top, the navigation menu includes 'Home', 'About Us', 'Products', 'Stay Connected' (highlighted with a green box and a '4' in a square), 'Resources', a search icon, and a hamburger menu icon. Below the navigation is a 'Careers' breadcrumb. The main banner features a man in a suit holding a glowing lightbulb, with the text 'Career At IKIO LED Lighting' and a sub-headline 'Join a team passionate about transforming the retail lighting landscape. Explore opportunities to advance.' Below the banner is a section titled 'WORK LIFE AT IKIO' with a photo of two workers in a factory and text describing the company's culture and career opportunities. The next section is 'FIELDS OF COMPETENCE' with text about the company's commitment to excellence.



## 4 Stay Connected

Continued



- 1 Contact
- 2 Events
- 3 Careers
- 4 **Blogs & News**
- 5 Subscribe To The Newsletter
- 6 Lighting Layout Request

Our "**Blogs**" page is where you'll discover valuable insights into various aspects of the lighting industry and lighting solutions.

If you want to know the latest happenings in the industry, you can visit our "**Industry News**" page and stay updated!

[Visit the Page](#)


The screenshot shows the ik10 website's navigation and content. At the top, the navigation menu includes 'Home', 'About Us', 'Products', 'Stay Connected', and 'Resources'. The main banner features the title 'Inside The World Of Retail Lighting' with a sub-headline 'Step into the illuminating realm of retail as ik10 unveils insights and expertise to Inside The World Of Retail Lighting'. Below the banner are two buttons: 'Blogs' and 'News'. The 'OUR BLOGS' section is titled 'Expert Insights' and includes a paragraph: 'Gain a better understanding of retail lighting with insights from ik10 experts. As you delve into our blog, you'll discover a world where lighting shapes atmospheres and discusses the retail narrative. You'll also learn the do's and don'ts of the industry - and trust us, these can make a significant difference.' Two featured blog posts are shown: 'Basics of Retail Lighting: Key to Enhance Customer...' and 'The Academy of Store Lighting: Curating the Perfect...'. The 'OUR NEWS' section is titled 'Lighting Industry News'.

## 4 Stay Connected

Continued &gt;&gt;

- 1 Contact
- 2 Events
- 3 Careers
- 4 Blogs & News
- 5 Subscribe To The Newsletter
- 6 **Lighting Layout Request**

Click on "**Lighting Layout Request**" and fill out the provided form to submit your project information and request a comprehensive photometric report.

The screenshot shows the ik10 LED Lighting website's 'Lighting Layout Request' page. The top navigation bar includes 'Home', 'About Us', 'Products', 'Stay Connected', and 'Resources'. The main heading is 'Lighting Layout Request' with a sub-heading: 'Fill out our photometric data request form to receive a comprehensive photometric report to help you select the right lighting for your project.' The form is divided into two sections:

### CONTACT INFORMATION

<p><b>First Name*</b></p> <input type="text" value="Enter First Name"/>	<p><b>Last Name*</b></p> <input type="text" value="Enter Last Name"/>	<p><b>Company/Organization Name*</b></p> <input type="text" value="Enter Company Name"/>
<p><b>Email address*</b></p> <input type="text" value="name@domain.com"/>	<p><b>Contact Number*</b></p> <input type="text" value="Enter Phone Number"/>	<p><b>Preferred Contact Method*</b></p> <input type="text" value="Select"/>
<p><b>Role*</b></p> <input type="text" value="Select"/>	<p><b>Your iK10 Representative Name*</b></p> <input type="text" value="Select"/>	

### PROJECT INFORMATION

<p><b>Project Name*</b></p> <input type="text" value="Enter project name"/>	<p><b>Project Address*</b></p> <input type="text" value="Enter address"/>	<p><b>Project Country*</b></p> <input type="text" value="Select"/>
<p><b>Project State*</b></p> <input type="text" value="Indiana, Texas, California etc."/>	<p><b>Project City*</b></p> <input type="text" value="Indianapolis, Dallas etc."/>	<p><b>Project ZIP Code*</b></p> <input type="text" value="Enter ZIP code"/>
<p><b>Desired iK10 Fixture Series/Details*</b></p> <input type="text" value="Product Name, Weight, CCT, Type, etc."/>	<p><b>Is This a New Site or Existing Site?*</b></p> <input type="text" value="Select"/>	



## 5 Resources

Continued



Navigate to the **“Resources”** page to access product specification sheets and other technical data. There, you'll find five tabs:

- 1 Product Catalog
- 2 Brochures
- 3 Presentations
- 4 Warranty And Feedback
- 5 Privacy Policy

Hover your cursor to the appropriate option according to your needs to get access of the required technical information.

The screenshot displays the IKIO website's navigation menu. The 'Resources' dropdown menu is open, showing five options: Product Catalog, Brochures, Presentations, Warranty And Feedback, and Privacy Policy. A green box highlights the 'Resources' dropdown in the top navigation bar, with a green '5' above it. The dropdown menu also has a green '5' next to each option. A yellow 'Request Quotation' button is visible at the bottom of the dropdown menu.

Navigation: Home About Us Products

Stay Connected Resources

**Resources** X

- 1 Product Catalog
- 2 Brochures
- 3 Presentations
- 4 Warranty And Feedback
- 5 Privacy Policy

→ Request Quotation

KNOW IKIO BETTER

**Simplifying Your Store's Transformation  
End-to-End Lighting Solutions**

At IKIO, we offer custom LED lighting for retail environments. We help businesses to create new experiences for their consumers by leveraging our decades of expertise, innovative lighting technology, and a network of partners. From the get-go, our clients remain actively involved in the process to co-create solutions, that bring their unique vision of store lighting to life, further translating to increased customer preference, higher sales, and lower service and running costs.


**REDEFINING RETAIL**


With 30+ years of experience in the industry, we have the know-how and resources to deliver solutions that drive ROI. Our streamlined process allows businesses to drive a differentiated store experience at the lowest cost, generating multiple value points across the consumer experience.

# 5 Resources

- 1 Product Catalog
- 2 Brochures
- 3 Presentations
- 4 Warranty

Upon selecting the **"Product Catalog"** tab, you can easily view the specific PDF files. Additionally, you have the option to download them by clicking on the "Download PDF" option.



Visit the Page 

# 6 Explore More (Hamburger)

Continued >>

## Explore More About IKIO with These Tabs

1 Services

2 Sustainability

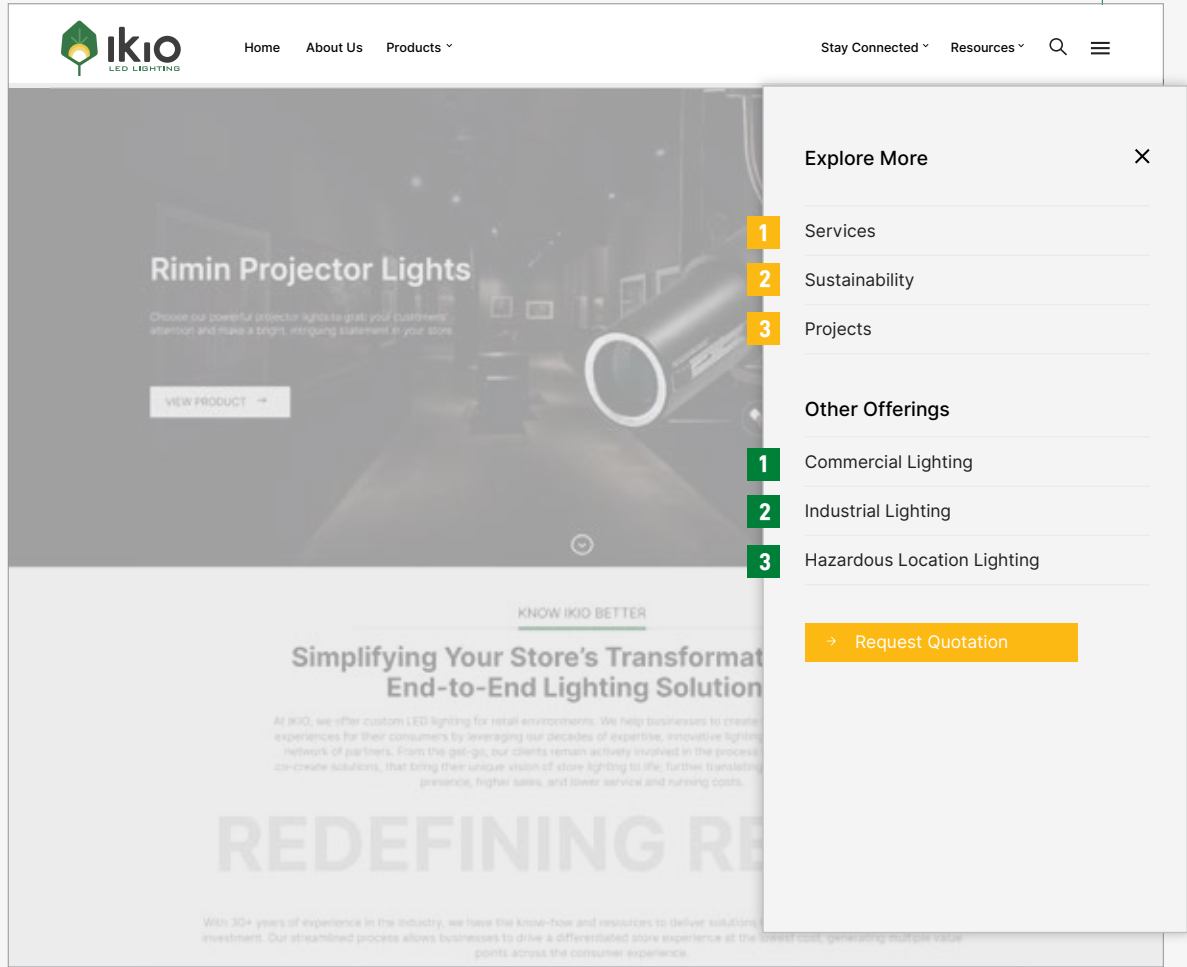
3 Projects

## Other Offerings

1 Commercial Lighting

2 Industrial Lighting

3 Hazardous Location Lighting

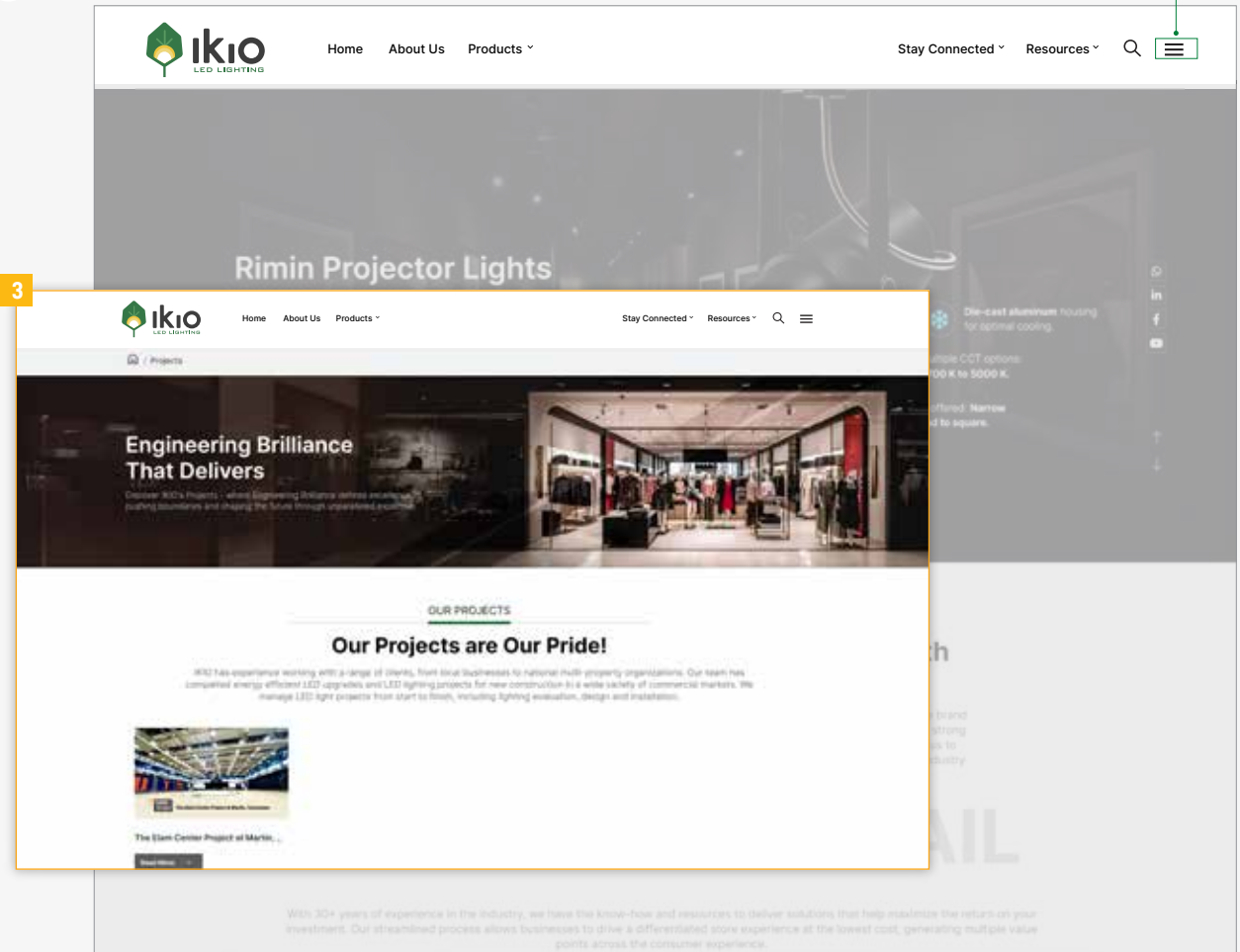


# 6 Explore More (Hamburger)

Continued >>

- 1 Services
- 2 Sustainability
- 3 Projects

We take pride in transforming spaces with our energy-efficient LED solutions. You can have a look at our past projects and case studies by visiting this page.



6

3

## 6 Explore More (Hamburger)

Selecting any additional options such as Commercial Lighting will redirect you to our other website.

(<https://www.ikioledlighting.com/>)

You can also access the website's user manual by clicking below button.



 A screenshot of the IKIO website's main content area. The top navigation bar includes links for COMPANY, PRODUCTS, MEDIA, RESOURCES, and SUPPORT, along with a search icon. The main content is divided into several sections:
 

- COMMERCIAL LIGHTING**: LED Tubes, Refrigeration LED Lights, LED Magnetic Strip Kits, LED Linear Low Bays, LED Troffers, LED Panel Lights, Downlights.
- INDUSTRIAL LIGHTING**: LED Retrofit Lamps, LED High Bays, LED Flood Lights, LED Canopy Lights, LED High Mast Lights, LED Yard Lights, LED Area Luminaires, LED Wall Packs, Vapor Tight Lights.
- HAZARDOUS LOCATION LIGHTING**: Area Lights, Jelly Jar Lights, Drop Lights, High Bays.
- LIGHTING CONTROLS & SENSORS**: Sensors.

 A large promotional banner for 'Delp Back-lit Panel CCT & Power Sel' is visible on the left. On the right, there are sections for 'NEW LAUNCH PRODUCTS', 'SEE ALL PRODUCTS', 'BROWSE BY APPLICATION AREA', and 'DOWNLOAD OUR LATEST CATALOG'. Below the main content, there is a 'LEADER IN LED LIGHTING' section with the headline 'Innovating the Future of LED Lighting Solutions' and a paragraph about their manufacturing setup. To the right of this are three statistics: '6 MANUFACTURING FACILITIES', '1300+ CERTIFIED PRODUCTS', and '30 YEARS LONG LEGACY'. At the bottom left, there is a 'Visit the Page' button with a hand cursor icon.

# Delivering Excellence, Brightening Lives



(1) 844-533-4546  
[info@ikioledlighting.com](mailto:info@ikioledlighting.com)

8470 Allison Pointe Blvd,  
Suite 128 Indianapolis, IN 46250

